

Computershare AGM User Guide

Getting Started

The Annual General Meeting is conducted as an electronic meeting only, and you are able to participate online, using your smartphone, tablet or computer.

By doing so, you will be able to view a live webcast of the meeting, ask the Directors questions online and submit your votes in real time and you will need to either:

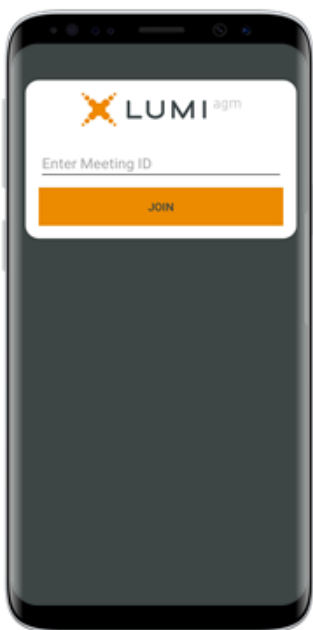
- a) Visit <https://web.lumiagm.com> on your smartphone, tablet or computer. You will need the latest versions of Chrome, Safari, Internet Explorer 11, Edge or Firefox. Please ensure your browser is compatible; or
- b) Download the Lumi AGM app from the Apple App or Google Play Stores by searching for Lumi AGM.

Meeting ID: 188-505-351

The Annual General Meeting of Nilfisk Holding A/S will be held on
Wednesday 17 June 2020 at 09:30 am CEST.

Online registration will be open from 07:00 am CEST.

1 To participate in the meeting, you will be required to enter the unique 9 digit Meeting ID provided above.




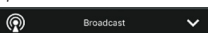
2 To register as a shareholder, please enter your username and password.

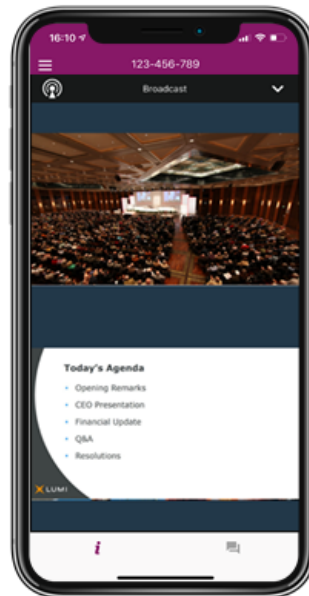


3 Once logged in, you will see the home page, which displays the meeting documents and information on the meeting. Icons will be displayed in different areas, depending on the device you are using.



4 View the webcast




To view proceedings you **must** tap the broadcast arrow  on your screen. Video and/or slides of the meeting will appear after approx. 30 seconds*. Toggle between the up or down arrow  to view another screen. (*Dependant on the speed of your internet)



Icons:




The broadcast bar allows you to view and listen to the proceedings

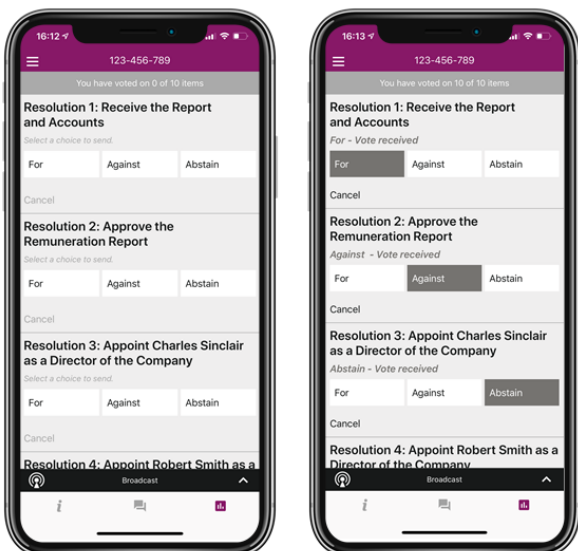
-  Home page icon, displays meeting information
-  Questions icon, used to ask questions
-  Voting icon, used to vote. Only visible when the chairman opens poll

5 To Vote



When the Chairman declares the poll open:

- A voting icon  will appear on your device and the Meeting Resolutions will be displayed.
- To vote tap one of the voting options. Your response will be highlighted.
- To change your vote, simply press a different option to override.

The number of items you have voted or yet to vote on, is displayed at the top of the screen. Votes may be changed up to the time the chairman closes the poll.



6 To Ask Questions

Tap on the Questions icon  then to submit a question, please press the + button, compose your question and select the send icon .

Confirmation that your message has been received will appear.



On some devices, to vote, you may need to minimise the webcast by selecting the arrow in the broadcast bar, audio will still be available. To return to the webcast after voting, select the arrow again.